

Virginia Public Transit:

Where we were, where we are, and where we need to go post COVID-19

Lisa Guthrie, Executive Director
Danny Plaughter, Deputy Director

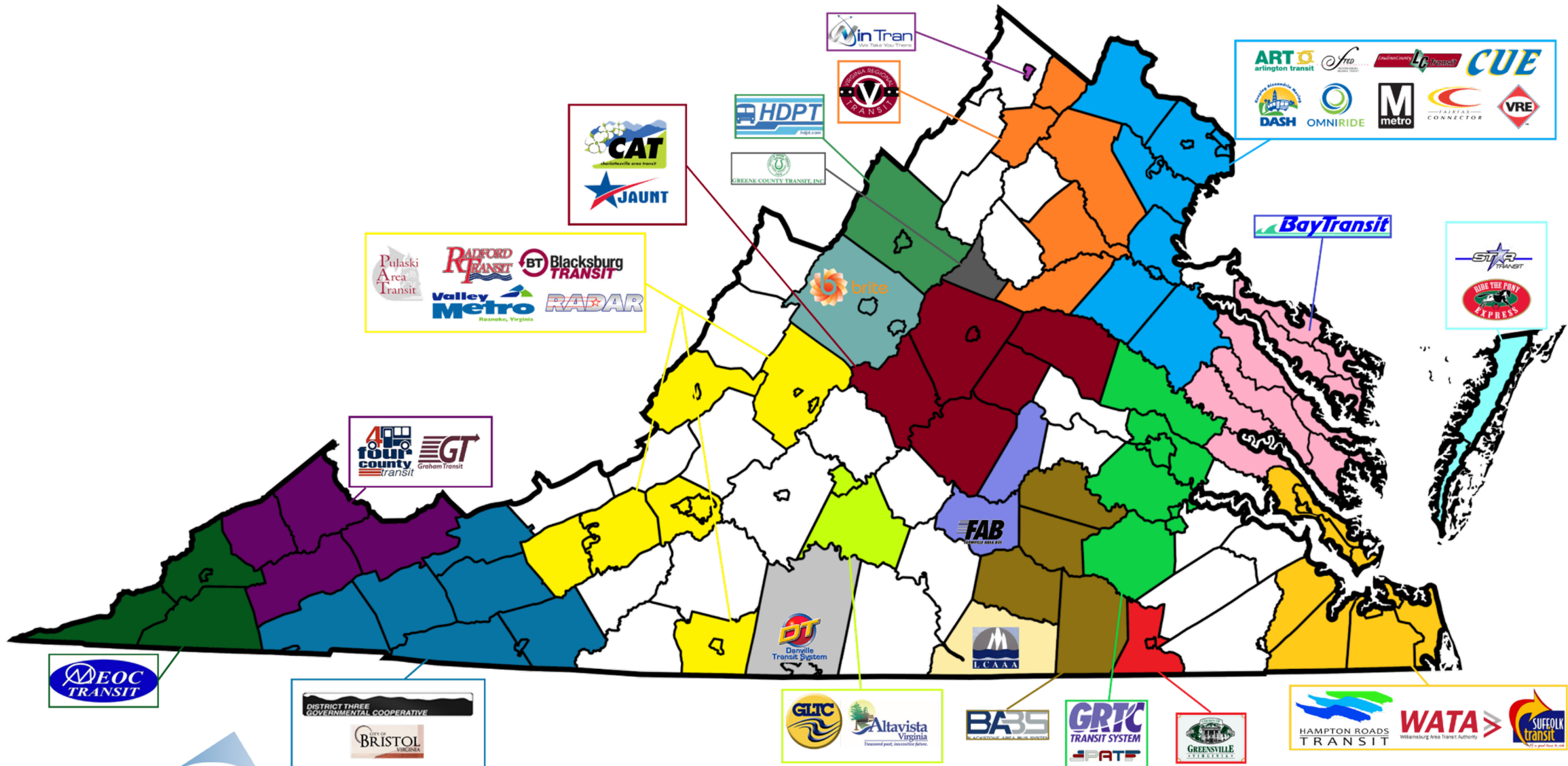
**VIRGINIA
TRANSIT
ASSOCIATION**



Overview

- Public Transit's FY2019 impact;
- How COVID has affected transit;
- What's next?





**VIRGINIA
TRANSIT
ASSOCIATION**



Public Transportation's FY 2019 Impact



6.1 million
Virginians



2.4 million
Jobs



70 percent
Higher education students



70.5 million
Bus
passengers



92.5 million
Metro & Tide Rail
passengers



4.6 million
Commuter Rail
passengers



4.6 million
Para & Vanpool
passengers



327 thousand
Ferry
passengers

**VIRGINIA
TRANSIT
ASSOCIATION**



Public Transportation's FY 2019 Impact



\$4.4 billion
Economic benefits
generated annually



28,000+
Jobs created/sustained
each year



\$54,400+
Median salary for a
transit rider



1.1 billion
Passenger miles
off our roads



14 million
Gallons of fuel
not burned

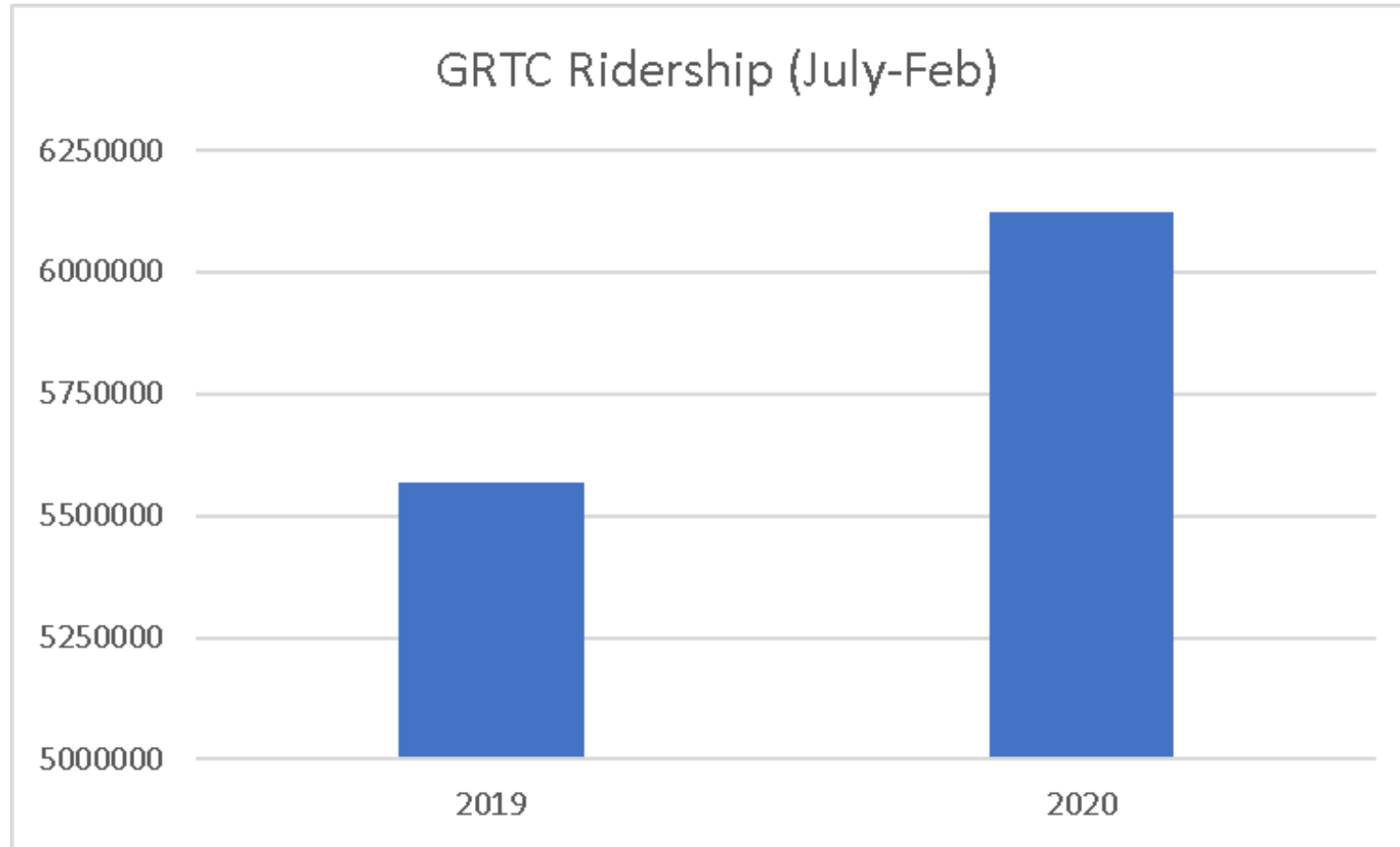


130,000+
Metric tons of CO2
emissions not released

**VIRGINIA
TRANSIT
ASSOCIATION**



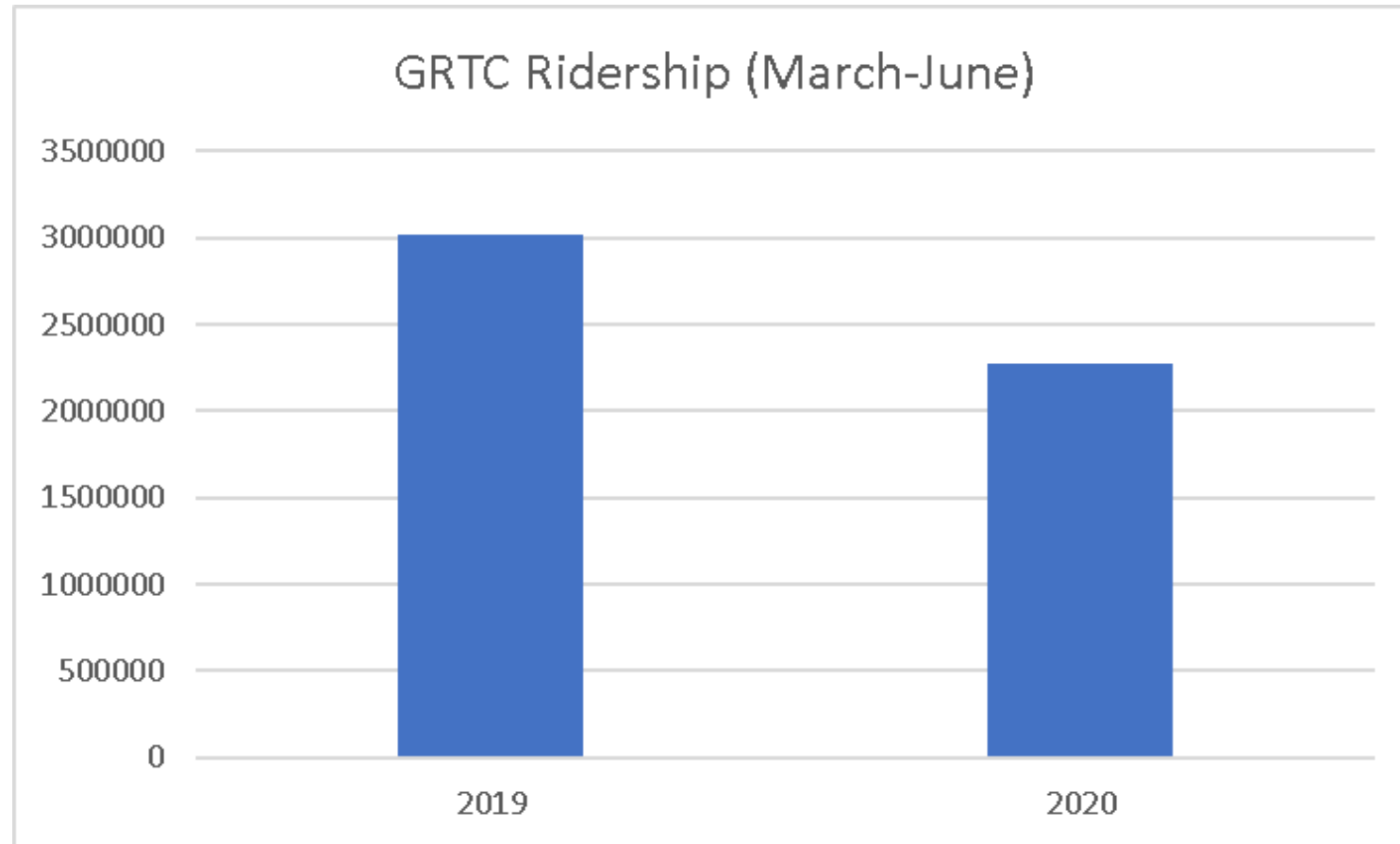
How has COVID-19 impacted transit?



**VIRGINIA
TRANSIT
ASSOCIATION**



How has COVID-19 impacted transit?

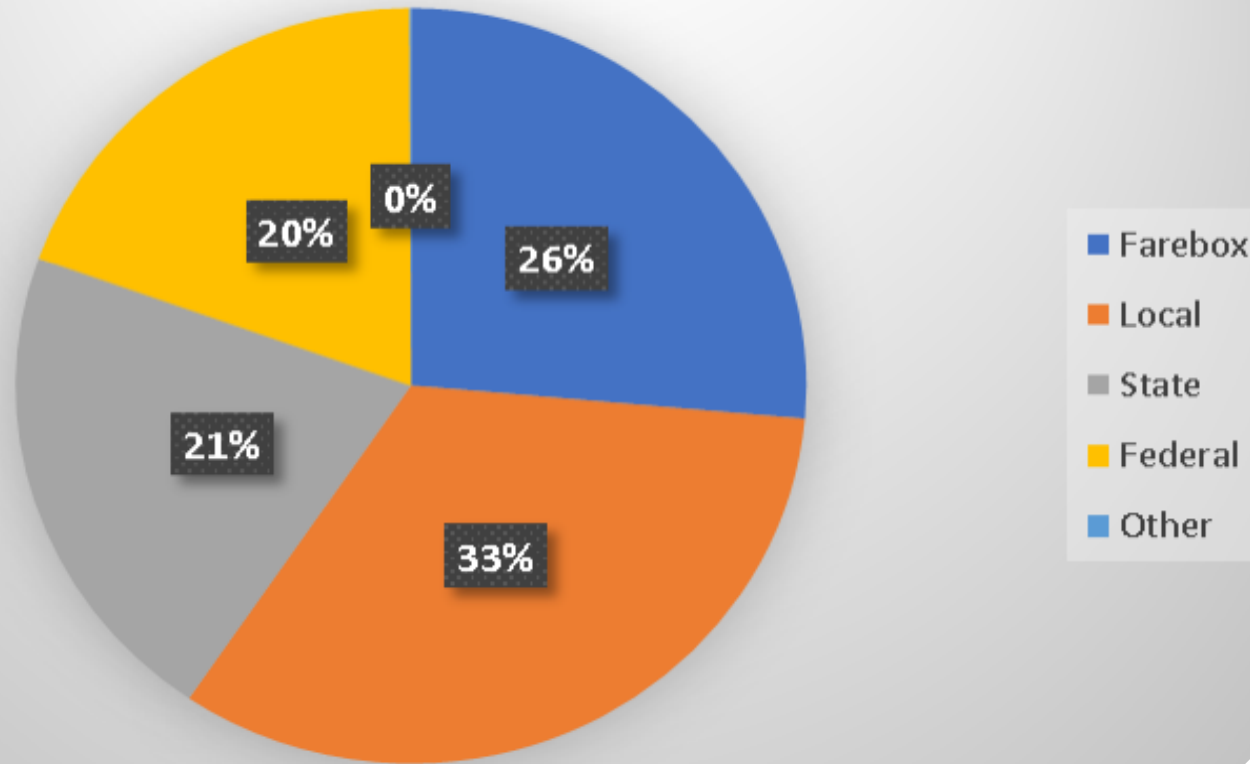


**VIRGINIA
TRANSIT
ASSOCIATION**



How has COVID-19 impacted transit?

Virginia Transit Funding FY2019



**VIRGINIA
TRANSIT
ASSOCIATION**



What has happened recently?

- DRPT/CTB March 2020 stop-gap measure: **\$11 million**
- CARES Act Funding: **\$455 million** (60+ percent obligated)
 - NOVA and Fredericksburg: \$256.4 million
 - Hampton Roads: \$68.9 million
 - Richmond: \$35.8 million
 - Rest of VA: \$93.9 million



2020 General Assembly Regular Session Update

2020 Regular Session:

- Reorganized our transportation funding formulas giving public transportation 23 percent of the transportation trust fund;
 - Projected to grow transit's funding over biennial budget from \$1.34 billion to \$1.41 billion, and increase total new money for transit by \$712 million over SYIP;
 - Created a transit ridership incentive program to expand regional corridors and reduce fares;
- Central VA Transportation Authority created with projected \$193.6 million for transit over SYIP;
- Hampton Roads Regional Transit Program created with projected \$208 million for transit over SYIP.

**VIRGINIA
TRANSIT
ASSOCIATION**



Major State Revenues

International Registration Plan \$15 per trip	Motor Vehicle License Fees Base car: \$20.75	Sales Tax on Motor Fuels 28.2 cents/gallon + CPI Gasoline 33.8 cents/gallon + CPI Diesel	Motor Vehicle Sales and Use Tax 4.15%	Retail Sales and Use Tax 0.5% + 0.3% + 0.1% GF transfer	Recordation Taxes 3 of the 25 cents per \$100	Motor Vehicle Rental Tax 75% CTF 25% WMATA Capital Fund	Insurance Premium Taxes 1/3
---	--	---	---	--	---	---	---

Commonwealth Transportation Fund

\$85 million + inflation annually
Robert O. Norris Bridge and Other Statewide
Special Structures Fund

\$60 million
Support for Route 58/Northern Virginia Transportation
District Debt Service

51.24%
Highway Maintenance
and Operating Fund (HMOF)

48.76%
Transportation Trust Fund (TTF) for Distribution

**VIRGINIA
TRANSIT
ASSOCIATION**



What needs to happen now?

- Need to protect our state legislative gains;
- Need to rebuild our ridership to pre-pandemic levels;
- Need to secure another round of federal public transportation stimulus;
- Need to pass a pro-transit federal surface transportation reauthorization;
- Prepare for a zero-fare future?



2020 General Assembly Special Session Update

2020 Special Session:

- Projected \$870 million decrease in transportation funding for FY2020-FY2022;
- Governor Northam and General Assembly budget amendments (Item 430 P) works to mitigate some of the negative impacts to our transportation revenue.

	<u>FY 20 Actual</u>	<u>FY 21 Forecast</u>	<u>Change</u>
Retail Sales (0.9%)	\$1,123.4	\$1,021.6	(\$101.8)
Motor Vehicle Sales Tax (4.15%)	\$954.5	\$886.6	(\$67.9)
State Motor Fuel *	\$843.3	\$1,010.4	\$167.1
Motor Vehicle Licenses **	\$272.2	\$223.5	(\$48.7)
Insurance Premiums	\$183.6	\$181.4	(\$2.2)
Int'l Registration Plan	\$70.4	\$73.7	\$3.3
Recordation	\$59.7	\$45.3	(\$14.4)
MV Rental	\$38.8	\$43.3	\$4.5
All Other	\$60.4	\$67.9	\$7.5
Non-Toll State Revenue Sources	\$3,606.3	\$3,553.7	(\$52.6)
* 5 cent gas tax increase to 21.2c/gal on 7/1/20			
** Vehicle registration fees reduced \$10 7/1/20			



Thank you!

Questions?

**VIRGINIA
TRANSIT
ASSOCIATION**

