



2019 VACO Conference

Virginia Center for School and Campus Safety



DCJS

Virginia Department of Criminal Justice Services

DCJS Virginia Center for School and Campus Safety

Start with the Facts:

***School is One of the Safest Places
for an American Child***

DCJS Virginia Center for School and Campus Safety

- While homicide is among the leading causes of death for young people, school is a relative haven compared with the home or the neighborhood. According to the most recent federal data, between 1992 and 2015, less than 3 percent of homicides of children 5 to 18 years old occurred at school, and less than 1 percent of suicides.

Source: Melissa Sickmund, director of the National Center for Juvenile Justice

www.nytimes.com/2018/05/22/us/safe-school-shootings.html

Building Blocks for Successful Threat Assessment Programs



DCJS

Virginia Department of Criminal Justice Services

Successful Threat Assessment Programs

1

Legislation

2

Relationships

3

**Strong school -
law
enforcement
partnership**

4

**Data
Collection**

5

**Positive
School
Climate**

Building Block #1

Legislation



DCJS

Virginia Department of Criminal Justice Services

Legislation

- Center is responsible for:
 - K-12
 - Providing **training** for all school personnel
 - Serving as a **resource and referral center** and providing **technical assistance** for Virginia school divisions
 - Facilitating the annual **school safety audit** pursuant to *Virginia Code § 22.1-279.8*
 - Maintaining and **disseminating information** to local school divisions on effective school safety initiatives in Virginia and across the nation
 - Encouraging development of **partnerships** to promote school safety in Virginia

Legislation

- 2004 – School Safety Audits
- 2004, 2006 – School and Campus Security Officer Training and Certification
- 2008 – Higher Education Threat Assessment Teams

2013 – School and Campus Safety Task Force

- Plethora of other changes to include:
 - K-12 Threat Assessment Teams
 - Critical Incident Response Curriculum
 - Emergency Managers
 - Model Policies and Procedures
 - Lockdown Drills

Legislation

2018–Oh my!! The year of School Safety

- House Select Committee on School Safety
 - 58 recommendations
- Governor's Workgroup of Student Safety
 - 20 recommendations
- Federal Commission on School Safety
 - 95 recommendations

Legislation

- **First responders** and others from specific groups must be **included in crisis planning** (HB1737)
- Develop a **mandatory model memorandum of understanding** (HB1733 and SB1214)
- Mandates **SRO certification** and trainings standards (July 2020)

Legislation

- Mandates at least one school administrator must complete school safety training from the Center (HB2609/SB1130)
- Design, develop, and implement an electronic **threat assessment case management tool** (HB1734/SB1213)
- Development of an **information sharing guide between schools and law enforcement** (SB1591)

Building Block #2

Relationships



DCJS

Virginia Department of Criminal Justice Services

Virginia Center for School and Campus Safety

- 132 public school superintendents
- 2,200 school administrators
- 4,500 assistant school administrators
- 120,000 teachers and school staff
- 69 colleges and universities
- 42 campus law enforcement agencies
- 367 law enforcement agencies
- 23,000 law enforcement officers
- 780 school resource officers
- 1,200 school security officers
- 600 campus security officers

Relationships

- **Cabinet level secretariats** – Office of the Secretary of Education, Public Safety, and Health and Human Services
- **Federal partners:** USDOE/REMS, DHS, FEMA
- **Other states:** Maryland, Texas, Montana, Kentucky....
- **Other state agencies** – Departments of Education, Behavioral Health (mental health services), Office of the Attorney General, state police, etc.
- **Front line stakeholders** – law enforcement, school divisions, community service boards, counselor associations, educational associations

Building Block #3

Strong school -
law enforcement
partnership



DCJS

Virginia Department of Criminal Justice Services

Legislation

- SROs in Virginia schools in mid 1980s
- DCJS began funding SROS through Byrne funding in mid 1990s and offering SRO training
- Provide services to K-12 public schools

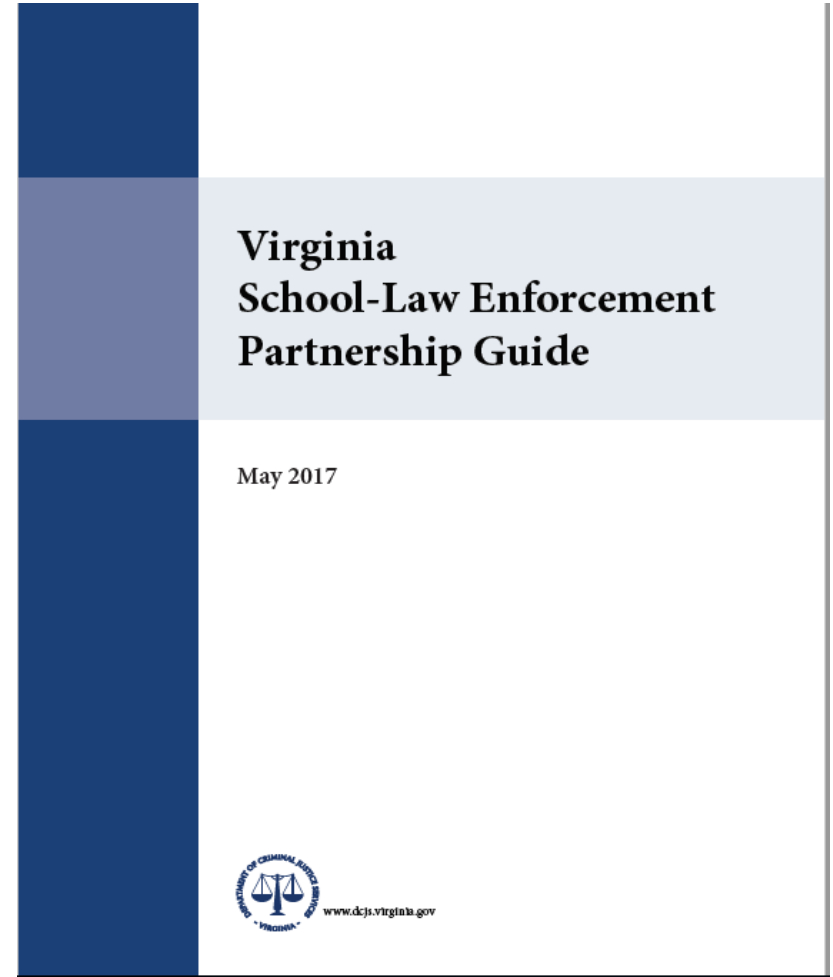
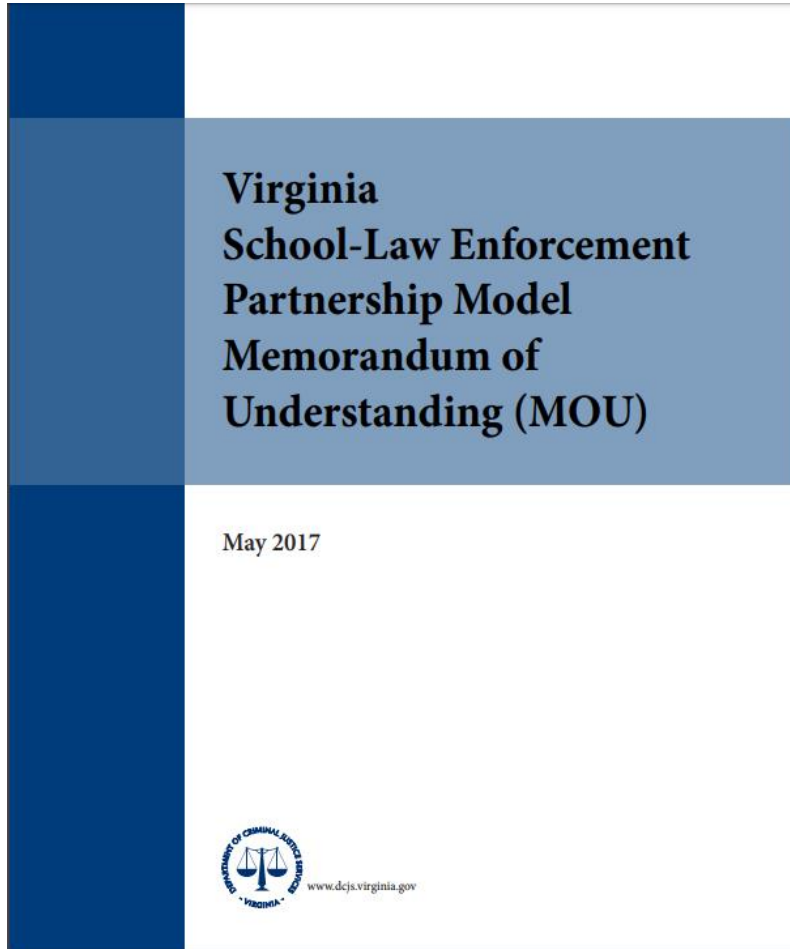
Legislation

- 1956 Virginia Schools
- SROs in 86% of all middle and high schools
- SROs in 34% of all elementary schools
- Prior to legislation for SRO certification, Center trained approximately 85% of all SROs.

Legislation

- SROs are a vital link between the schools and community and can provide valuable resources
- LEOs/SROs are intimately familiar with the ECO and CPS processes
- LEOs/SROs are experienced in dealing with youth in crisis and can be a stabilizing influence

MOU and Partnership Guide



Building Block #4

**Data
Collection**

Measure to Manage


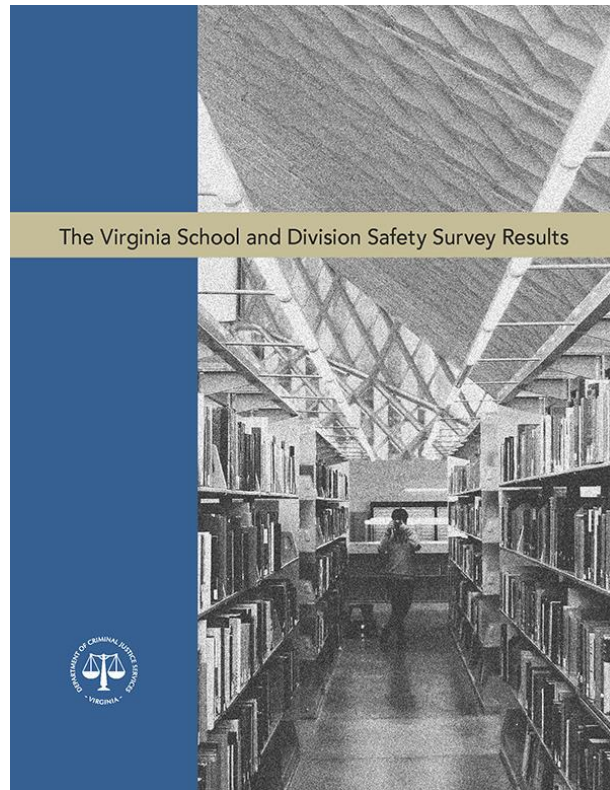


DCJS

Virginia Department of Criminal Justice Services

Data Collection

Annual Safety Audit Process



Data Collection

Center is mandated to:

- collect, analyze, and disseminate various Virginia school safety data, (§ [22.1-279.8](#)),
- collect quantitative data from threat assessment teams (§ 22.1-79.4. E)

Data Collection

- Virginia School Safety Survey (completed online annually)
- Division Level Survey
- Virginia School Crisis Management Plan Review and Certification (annually by August 31)
- Virginia Secondary School Climate Survey
- School Safety Inspection Checklist Certification

Threat Assessment Data

Number of threats (2018-2019)

- 1,539 schools (**78%**) reported conducting one or more threat assessments for a total of **16,573** threat assessments conducted in 2018-2019

Number of Threat Assessments

School year	Number of schools	Number of schools reported 1 or > TA	Percent of schools reported 1 or > TA	Number of TAs reported
2004 – 05	1409*	598	42.4%	3500
2005 – 06	1988	602	30.3%	3336
2006 – 07	1974*	613	31.1%	2926
2007 – 08	2002	754	37.7%	2438
<i>08 – 09 through 12 – 13 question was not asked</i>				
2013 – 14	1972	1157	58.7%	5713
2014 – 15	1960	1068	54.5%	5622
2015 – 16	1961	1234	62.9%	7298
2016 – 17	1956	1285	65.7%	9238
2017 – 18	1956	1563	79.9%	14869
2018 - 19	1961	1539	78.4%	16573

Subject of Threat Assessment

	2015–2016	2016–2017	2017–2018	2018-2019
Current student	7132	9087	14568	16243 (98%)
Other student	29	25	49	79 (0.4%)
Former student	26	24	33	31 (0.2%)
Current faculty	14	36	98	113 (0.7%)
Former faculty	7	8	5	11 (0.1%)
Parent	68	50	92	71 (0.4%)
Someone else	24	8	24	25 (0.2%)
TOTAL	7300	9238	14869	16573

Type of threat

	2015–2016	2016–2017	2017–2018	2018-2019
Against self	42.4%	49.4%	55.7%	60.5%
Against others	52.8%	45.2%	38.9%	34.7%
Against both	5.8%	5.4%	5.2%	4.8%

Threat Data

“all threats” through “HLT events that occurred”

	2015–2016	2016–2017	2017–2018	2018-2019
# of all TAs conducted	7298	9238	14890	16545
# TAs deemed HLTs	657	928	1472	1169
% all TAs that were HLTs	9%	10%	10%	7%
# HLTs carried out	42	40	42	38
% of HLTs carried out	6%	4%	3%	3%
% of all TAs that were HLTs carried out	0.6%	0.4%	0.3%	0.2%

2017-2018 Threat Assessment Data

- In all 38 HLT cases, students were the primary initiator of the event.
 - 21 cases were self harm/attempted suicide
 - 17 cases were harm/attempted harm toward others
- Of these, 68% (26 students) were able to continue attending the school at some time after the event.

Building Block #5

**Positive School
Climate**



DCJS

Virginia Department of Criminal Justice Services

Positive School Climate

VIRGINIA CARES FOR SCHOOLS & CAMPUSES

C.A.R.E.S. involves communities working together to build:

Caring & Connection

Awareness

Recognition

Engagement

Support

Positive School Climate

Climate Survey – Student Results

- 79% reported that they feel safe in their school
- 78% reported students are treated fairly regardless of their race or ethnicity
- 89% reported teachers care about all students
- 94% reported that there was at least one teacher at their school who really wants them to do well
- 75% said there was an adult at school they could talk with if they had a personal problem
- 77% are proud to be a student at their school and feel like they belong







Positive School Climate

Climate Survey – Staff Results

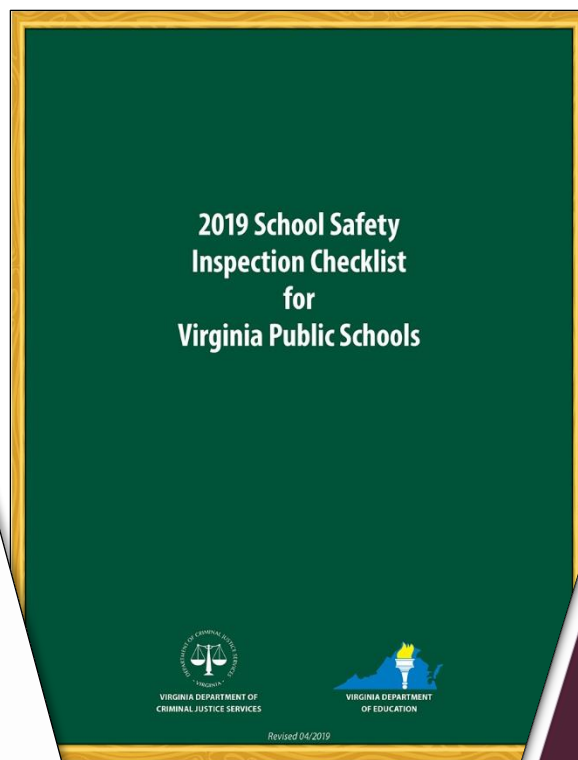
- 69% of staff reported that they feel physically safe at their school **BUT**
- **Only** 47% feel that there is adequate safety and security at their school
- Only 9% of staff agreed that bullying is a problem at their school
- 63% reported that their students treat them with respect
- 91% of staff agreed that the SRO makes a positive contribution to the school and makes them feel safer at school

Climate Survey Summary

A Virginia High School

Student Support Scale Most teachers and other adults at this school...	School	Region	State
Care about all students.	65%	63%	74%
Want all students to do well.	79%	81%	86%
Listen to what students have to say.	50%	50%	61%
Treat students with respect.	60%	63%	74%
How much do you agree or disagree with these statements?			
There are adults at this school I could talk with if I had a personal problem.	 77%	73%	76%
If I tell a teacher that someone is bullying me, the teacher will do something to help.	 76%	75%	84%
I am comfortable asking my teachers for help with my school work.	80%	83%	86%
There is at least one teacher or other adult at this school who really wants me to do well.	 95%	94%	95%
Average for 8 items above	2.8	2.8	3
Additional items not included in overall scale, but relevant to safety.			
If another student talked about killing someone, I would tell one of the teachers or staff at school.	 77%	76%	81%
If another student brought a gun to school, I would tell one of the teachers or staff at school.	 80%	80%	88%
I feel safe in my school.	 72%	67%	82%

Resources



Mandated

Resources

- [Threat Assessment Model Policies, Procedures, and Guidelines.pdf](#)
[Threat Assessment Model Policies, Procedures, and Guidelines.docx](#)
- [School Threat Assessment Training: Participant Manual](#)
- [Fillable Threat Assessment Form \(Word\)](#)
- [K12 Threat Assessment: A Prevention Overview](#)
- [Fillable Threat Assessment Form \(2016\)](#)
- [K12 Threat Assessment Updates \(Summer 2016\)](#)
- [K12 Threat Assessment Video](#)
- [Request for Service Technical Assistance for Threat Assessment and Management Teams](#)
- [Technical Assistance for Threat Assessment and Management Teams for Virginia Schools and Institutions of Higher Education](#)

Trainings and Conferences

School Safety

Campus Safety

Public Safety

Mixed Audience

Trainings and Conferences

Conferences

- Annual School Safety Training Forum
- Campus Safety and Violence Prevention Forum
- The Briefings: A National School Safety Symposium
- Strengthening Connections: School Climate Conference
- Impact of Trauma on Law Enforcement Officers Conference
- Violent Crime Reduction Conference
- Threat Assessment Conference

Future Plans

- Community Behavioral Threat Assessment Team Trainings
- Development of a statewide Threat Assessment Case Management Tool
- Cadre of threat assessment trainers for sustainability

Future Plans

- Development of online learning modules
- Publication of “white papers” / FAQs for sensitive issues and information sharing
- More research on data collected and its impact on schools

DCJS Virginia Center for School and Campus Safety

We are here to help!

www.dcjs.virginia.gov

Donna Michaelis • (804) 371-6506

donna.michaelis@dcjs.virginia.gov



DCJS

Virginia Department of Criminal Justice Services