

# Counting Young Children in the 2020 Census

## Virginia Complete Count Commission

**William P. O'Hare and  
Margaret Nimmo Holland**

April 30, 2019

# Key Points

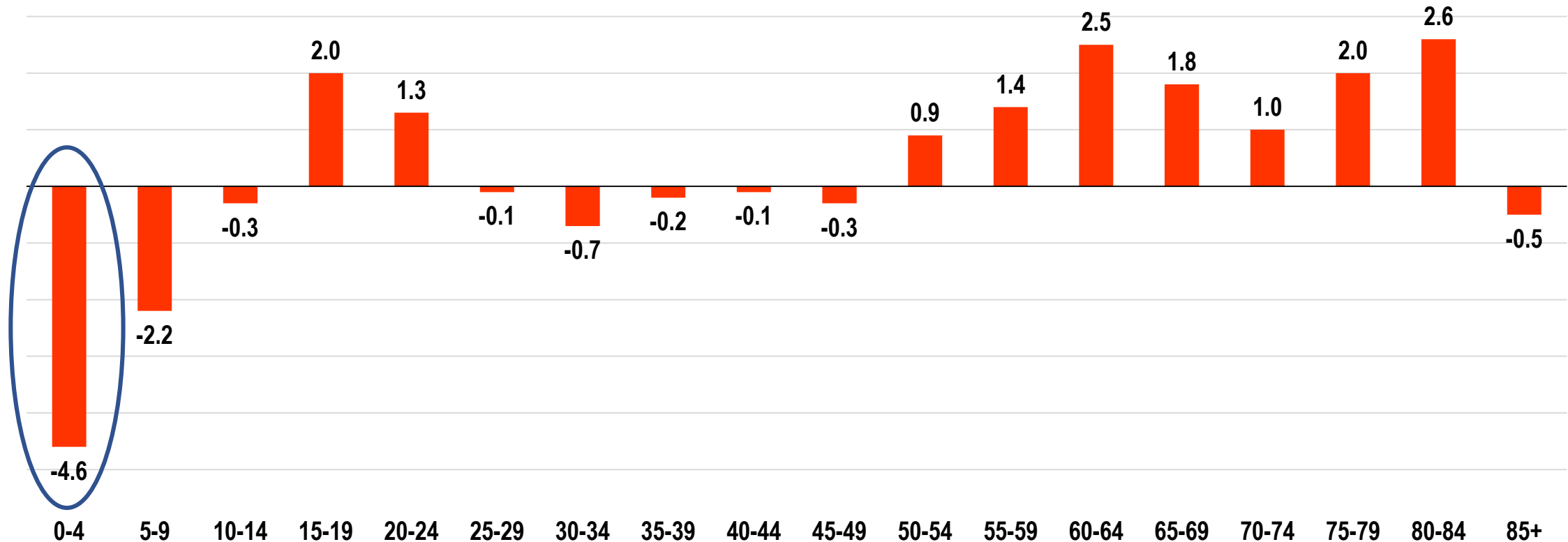
- Young children are missed in the Census at a very high rate
- Young children are missed primarily because they are not included on Census questionnaires that are returned
- Many federal funding formulas are driven by Census figures
- There are many opportunities to get involved in improving the count of young children in the 2020 Census

# Data on the Undercount of Young Children in the Census

**Key Point: Young children have higher net undercounts than other age groups; including older children**

# Young Children Had a Higher Net Undercount (By Far) Than Any Other Age Group in the 2010 Census

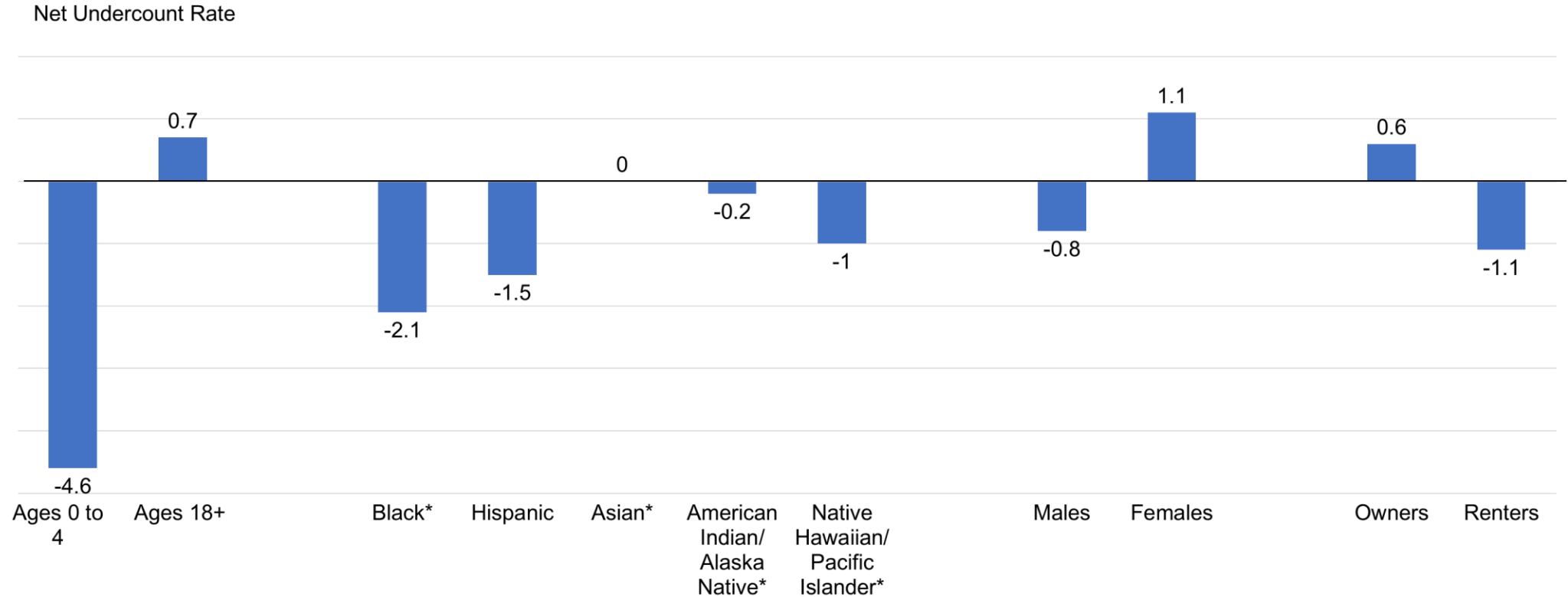
Net Undercount Rates (in Percentages) in 2010 Census, by Age Group



Undercount = 2010 Census Count minus 2012 Demographic Analysis (DA) Estimate

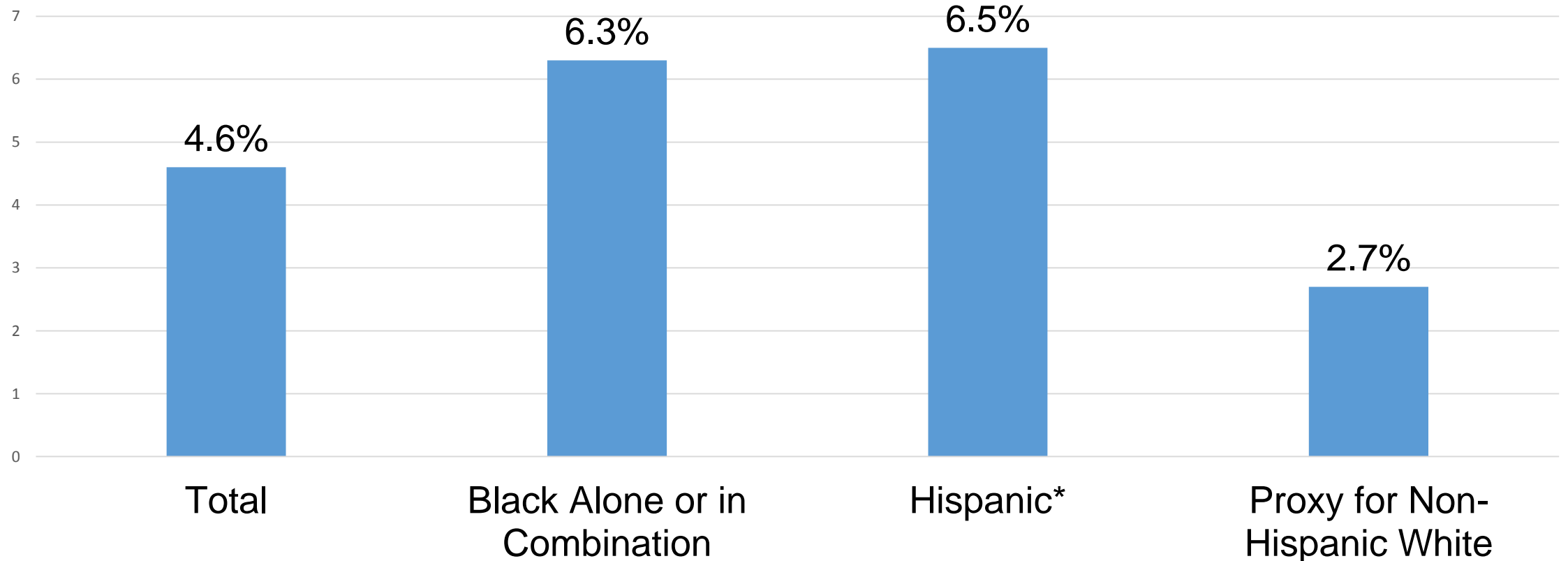
Source: U.S. Census Bureau, May 2012 Demographic Analysis (DA) release.

# Young Children Have Higher Net Undercount Rates Than Other Major Demographic Groups



\* Race Alone or in Combination

# Young Black and Hispanic Children have higher net undercounts in the 2010 Census

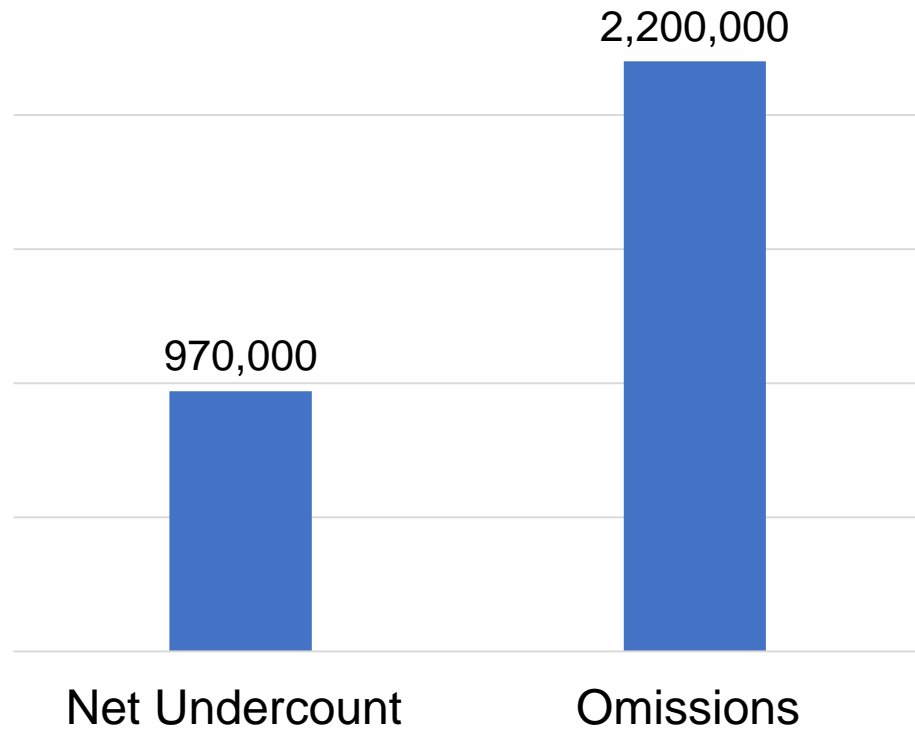


\* Updated from original estimate

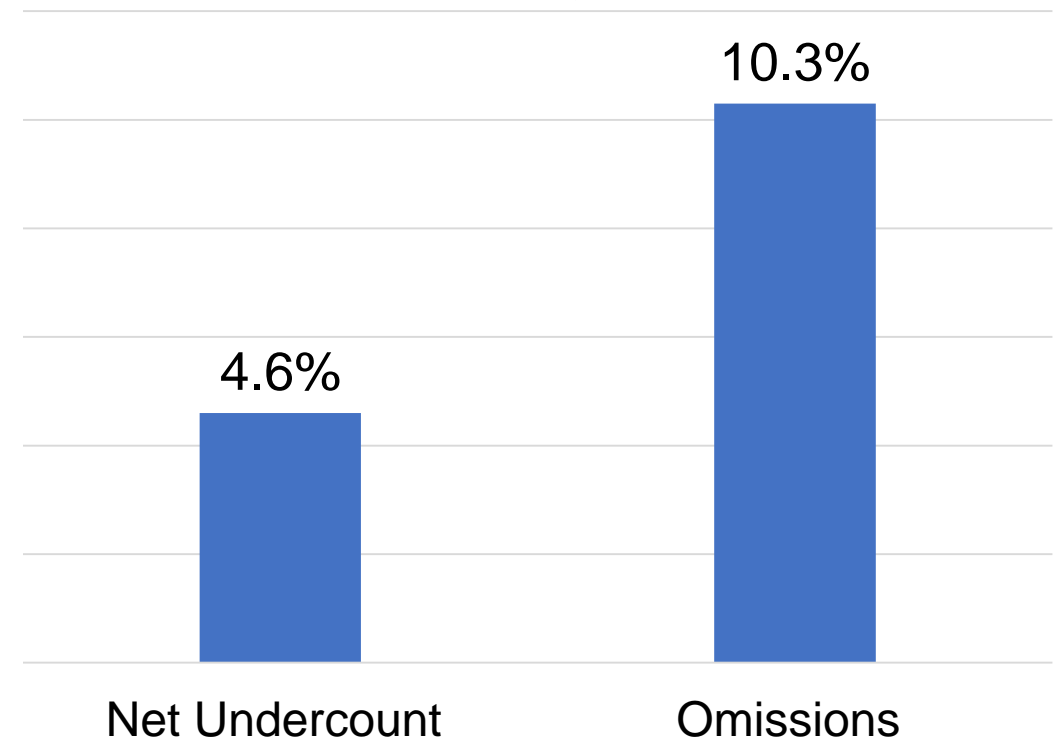
Source: O'Hare 2015, Table 3.2

# Net undercount is NOT the same as people missed

Net Undercounts and Omissions  
Population Numbers for Age 0 to 4

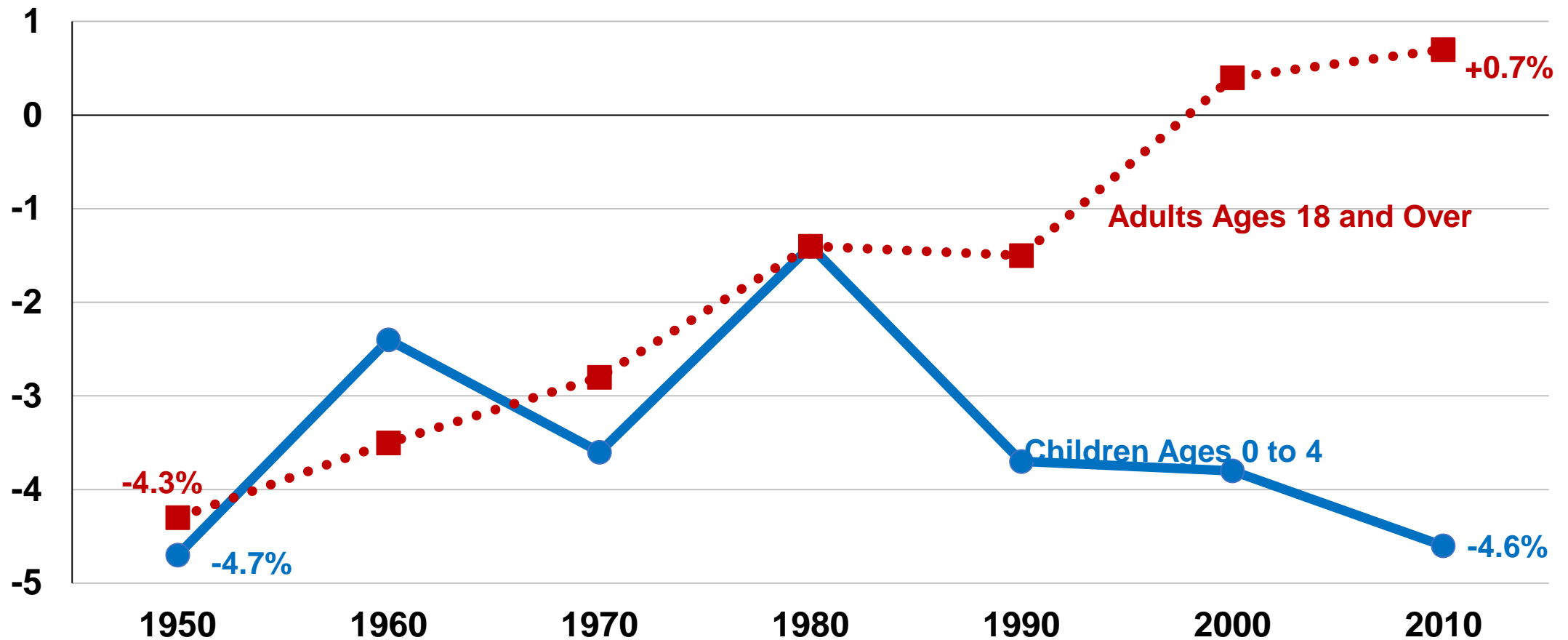


Net Undercounts and Omissions  
Rates for Age 0 to 4



# The Net Undercount of Young Children is Getting Worse While the Coverage of Adults Has Improved

Net Undercount Rates (in Percentages) of Young Children and Adults in the Census: 1950-2010





**2010 Census Net Undercount Rates of Young Children in Large Counties of Virginia**

	<b>Net Undercount Rate for Children Age 0 to 4 in 2010 Census</b>
<b>Total State of Virginia</b>	<b>-5.4</b>
<b>Arlington County</b>	<b>-2.6</b>
<b>Chesterfield County</b>	<b>-6.6</b>
<b>Fairfax County</b>	<b>-7.4</b>
<b>Henrico County</b>	<b>-3.4</b>
<b>Loudoun County</b>	<b>-6.8</b>
<b>Prince William County</b>	<b>-6.0</b>
<b>Spotsylvania County</b>	<b>-6.7</b>
<b>Stafford County</b>	<b>-5.8</b>
<b>Alexandria city</b>	<b>-1.6</b>
<b>Chesapeake city</b>	<b>-6.6</b>
<b>Hampton city</b>	<b>-7.3</b>
<b>Newport News city</b>	<b>-6.8</b>
<b>Norfolk city</b>	<b>-6.4</b>
<b>Richmond city</b>	<b>-1.7</b>
<b>Virginia Beach city</b>	<b>-5.4</b>
<b>Source: U.S. Census Bureau</b>	

**For more information on the undercount of young children in the Census visit the Count All Kids website at <https://countallkids.org/>**

Why are young children  
missed in the Census?

# 2 main reasons people are missed in the Census

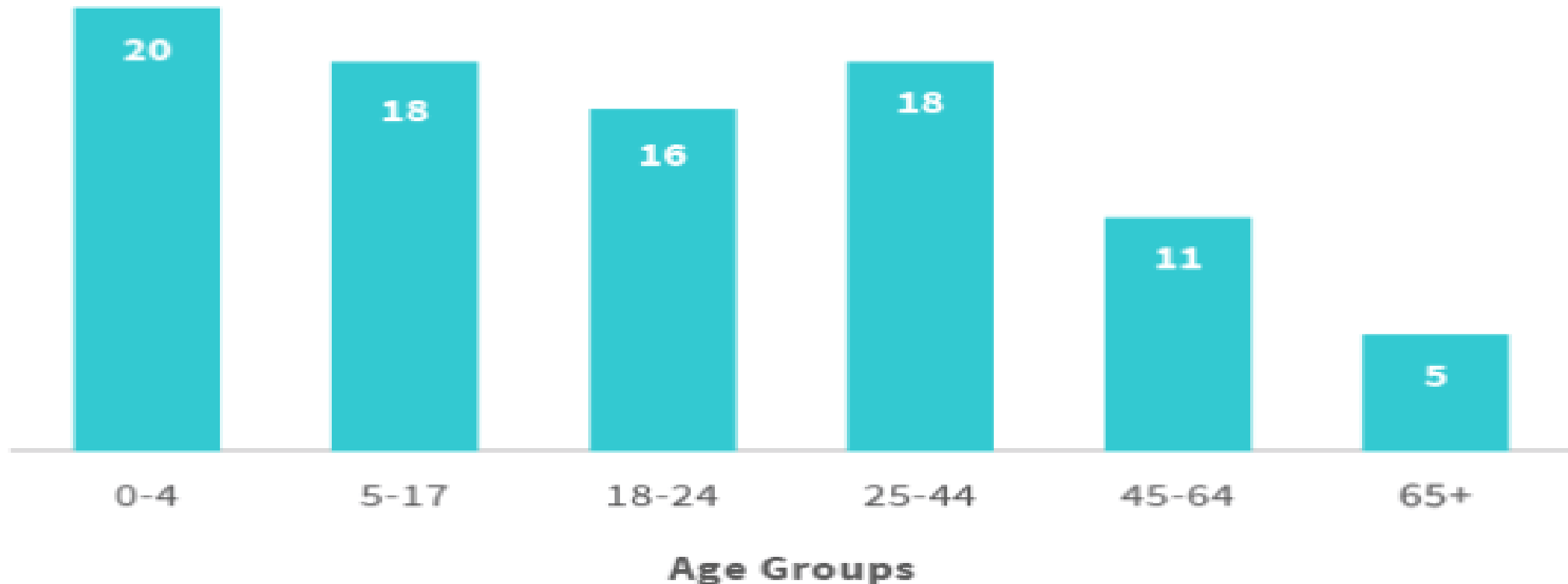
## 1. Confusion

- Don't know that person was supposed to be included in the Census (NALEO survey results 15% did not know young children were supposed to be included)
- Who is in my family? Young child not thought of as part of respondent's family.

## 2. Concealment

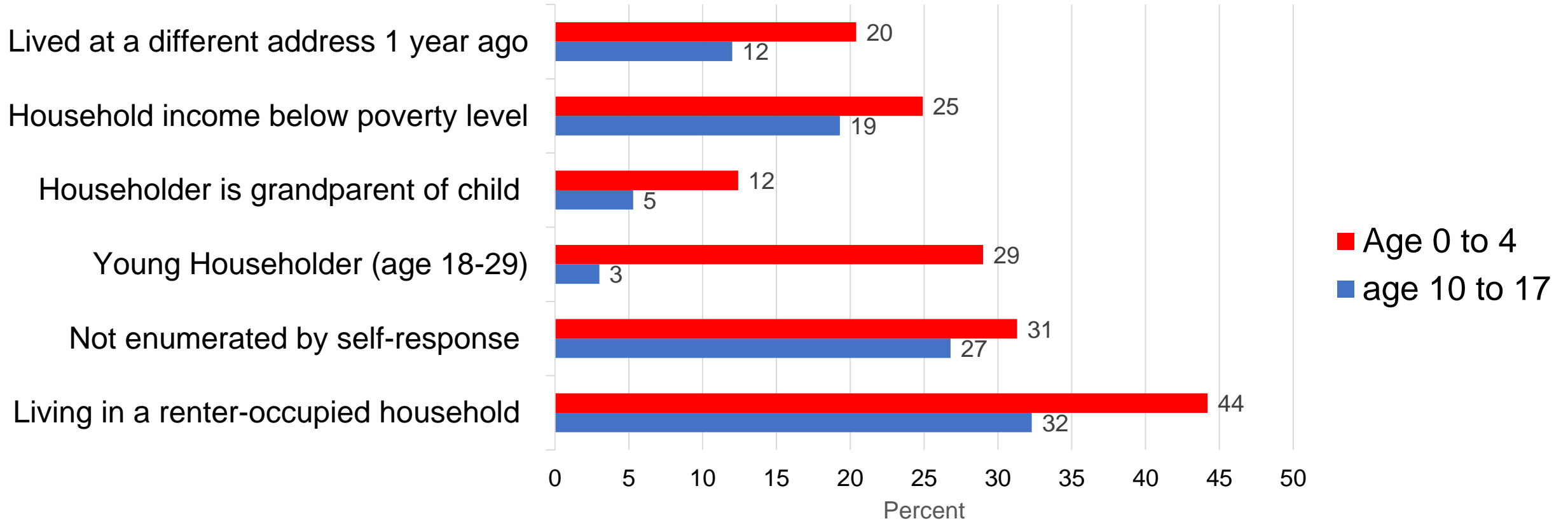
- 2 million people age 0-4 live with an unauthorized immigrant
- 5 million people age 0-4 live with one or more non-citizens
- Young children living in housing units where they are not supposed to be
  - Too many people when child is included
  - Child too young to be living in the housing unit

## Percent of Population Living in Households With at Least One Noncitizen, by Age (2016)



Source: PRB analysis of data from U.S. Census Bureau, American Community Survey, 2016.

# Young children are more concentrated in Hard-to-Count families and households



Source: U.S. Census Bureau:  
2020 Census Memorandum Series

# Characteristics of young children likely to be missed in the Census

- Racial or Hispanic minorities
- Those not captured in the self-response portion of the Census
- Those living in complex households
  - Grandchild living with Grandparent
  - Cohabiting households
  - 2+ nuclear families
- Those not biological or adopted child of the householder
  - Step-child
  - Grandchild
  - Niece/nephew
  - Foster child

# What can be done to reduce the net undercount of young children?

- What the Census Bureau can do?
- What child advocates/pediatricians can do?
- What states can do?

# Strategy for Counting Young Children

- Partner with a broad variety of trusted messengers
- Provide reliable information and messaging
- Repeat, repeat, repeat!



# Role of Voices for Virginia's Children

- Partner with Dr. O'Hare to identify the top 10 localities in which children under age five are most likely to be undercounted
- Partner with the Virginia Municipal League (VML), Virginia Association of Counties (VACO), and Virginia First Cities (VFC) to distribute materials and messaging
- Partner with regional community foundations to leverage their social capital and role in local communities as a resource for people of all ages

# Role of Voices for Virginia's Children

- Tap into Voices' existing national partnerships, including the Annie E. Casey's KIDS COUNT Network and the Partnership for America's Children, to utilize messaging materials, fact sheets, and other resources about the undercount of young children and other hard-to-count populations
- Use existing resources and partnerships to increase media coverage of the 2020 Census as it relates to funding for the commonwealth, highlighting hard-to-count populations and the impact on communities, families, and children

# vakids.org/2020-census

- Videos, blog posts, media hits, and latest information on counting young children
- Outreach opportunities:
  - Presentations
  - Guest blog posts
  - Newsletter articles, e.g. <https://www.vaco.org/wp-content/uploads/2019/03/connections30119.pdf>
  - Podcasts, e.g.: <http://www.vaco.org/newsroom/the-vaco-county-pulse-podcast/>
  - Materials to distribute
  - Social media content

**THANKS!**

**Bill O'Hare**

[billohare1@gmail.com](mailto:billohare1@gmail.com)

**Margaret Nimmo Holland**

[margaret@vakids.org](mailto:margaret@vakids.org)