



COMMONWEALTH of VIRGINIA
Office of the
SECRETARY of TRANSPORTATION

SMART SCALE Round 2

Margie Ray
November 18, 2016

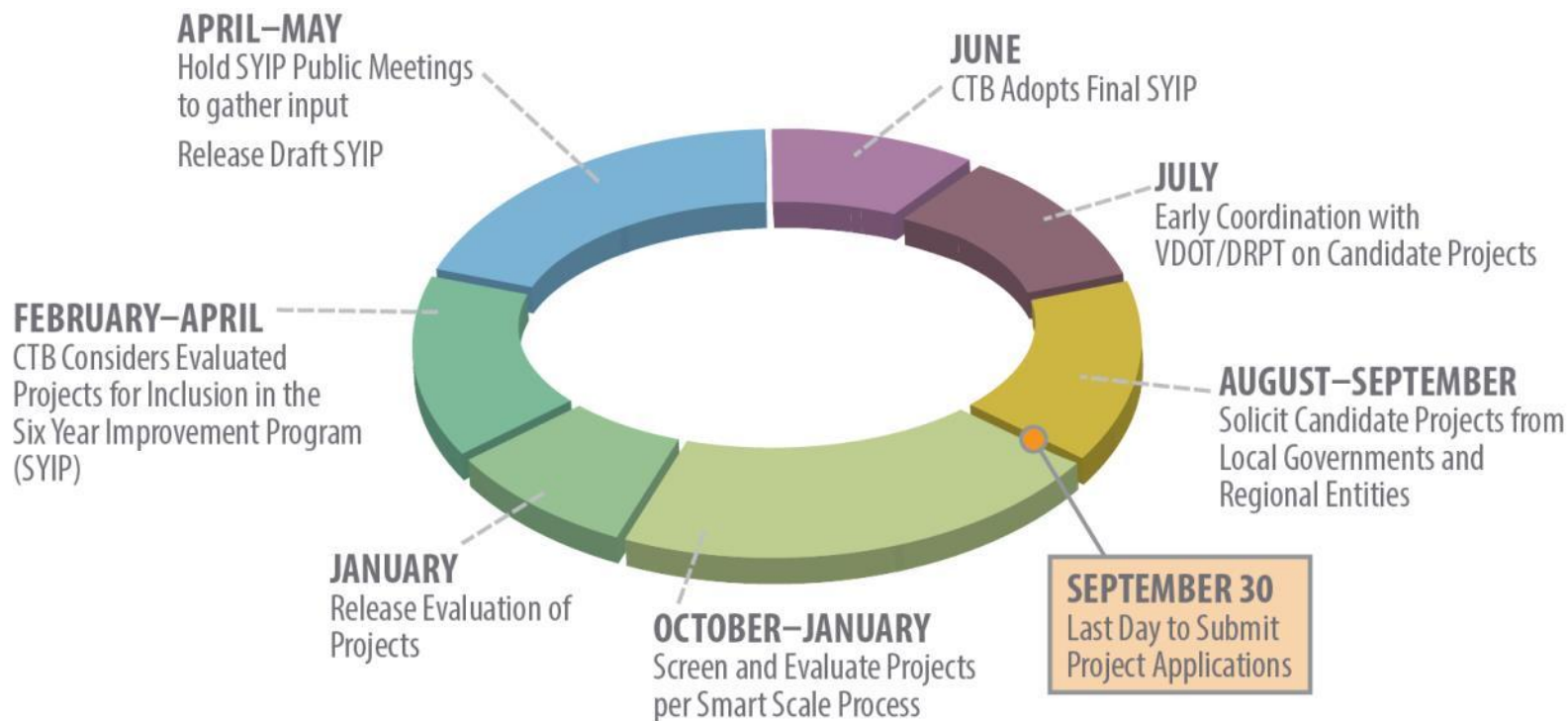




SMART SCALE

*Funding the Right
Transportation Projects
in Virginia*

Biennial Cycle

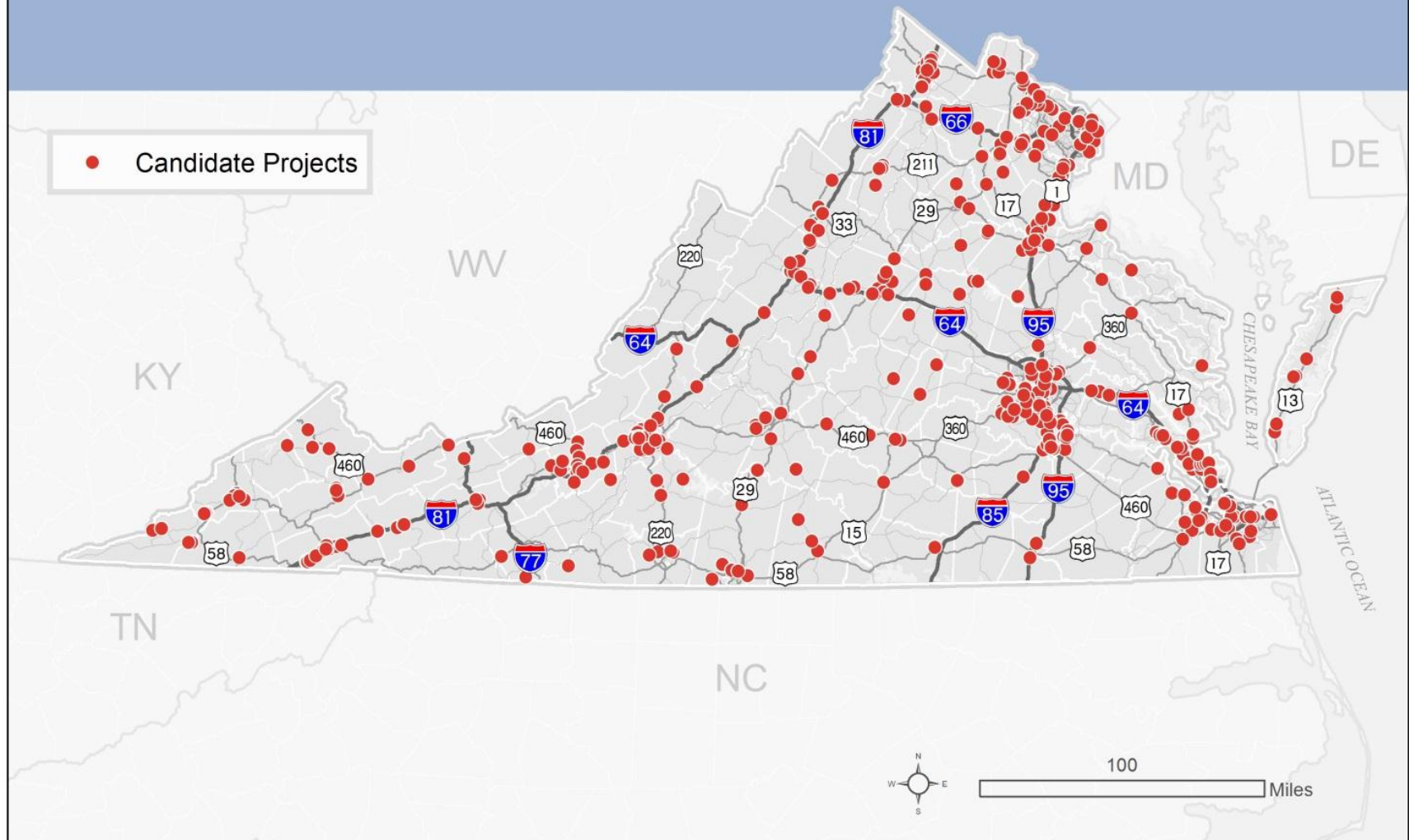


Round 2

- 436 applications submitted by 148 entities
- \$9.25 billion in funding was requested
- Applications included \$2.83 billion in other funding
- \$21.2 million average request
- \$650M to \$750M is expected to be available for award

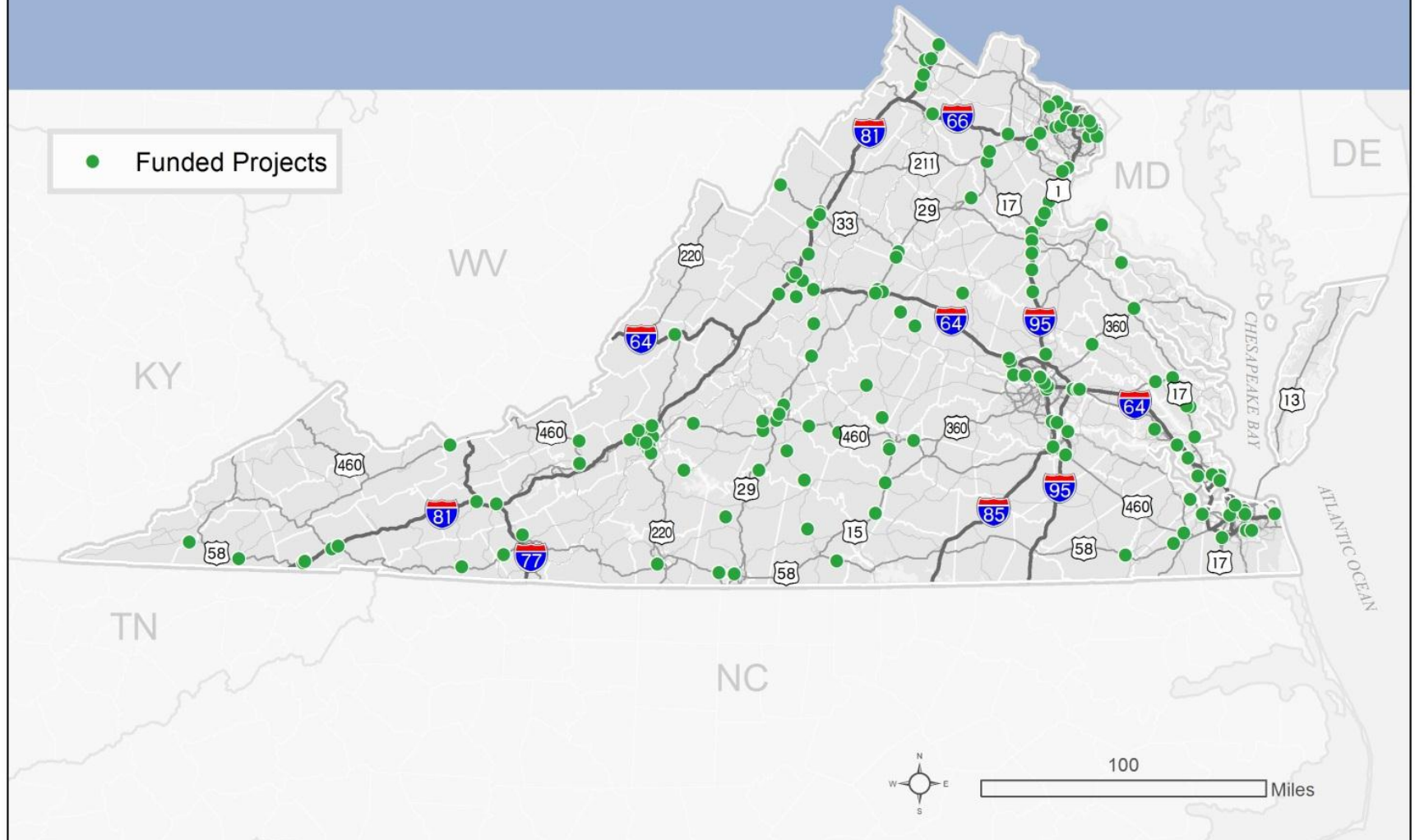
Virginia Smart Scale Candidate Projects

October 2016



Virginia Smart Scale Funded Projects

October 2016





SMART SCALE

*Funding the Right
Transportation Projects
in Virginia*

Round 2 Requests

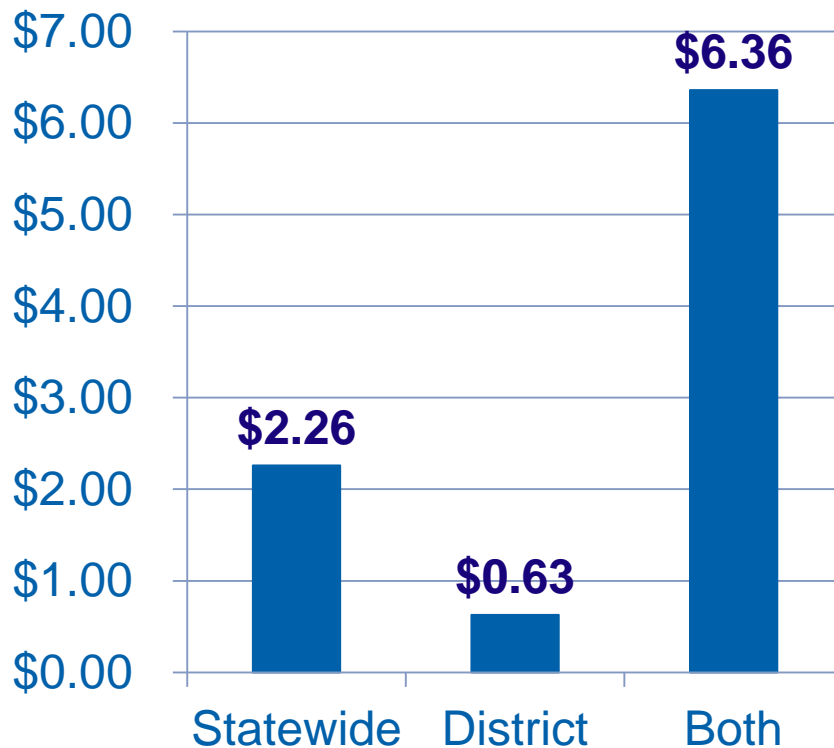
District	# Apps	SMART SCALE\$ (billions)	Total \$ (billions)
Bristol	47	\$1.07	\$1.07
Culpeper	35	\$0.33	\$0.35
Fredericksburg	28	\$0.71	\$0.76
Hampton Roads	60	\$1.07	\$1.99
Lynchburg	28	\$0.20	\$0.22
NOVA	61	\$3.26	\$4.78
Richmond	79	\$1.16	\$1.33
Salem	53	\$0.91	\$0.96
Staunton	45	\$0.55	\$0.61
Grand Total	436	\$9.25	\$12.09

Round 2 Anticipated Available Funding –

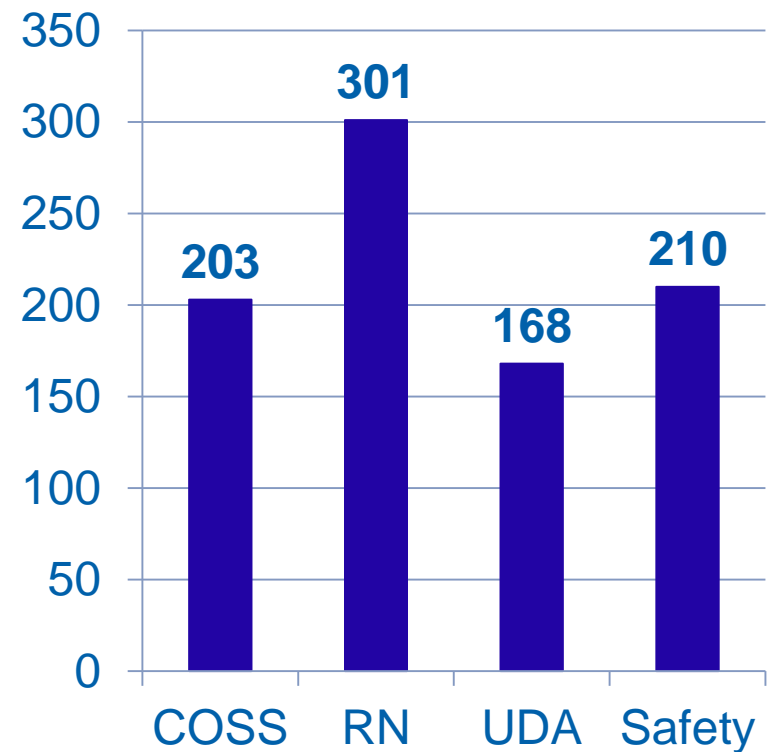
District	% of DGP	DGP Funding \$M
Bristol	7.0%	\$22 - \$26
Culpeper	6.2%	\$20 - \$23
Fredericksburg	6.9%	\$22 - \$26
Hampton Roads	20.2%	\$65 - \$75
Lynchburg	7.1%	\$23 - \$26
NOVA	20.7%	\$67 - \$77
Richmond	14.4%	\$46 - \$54
Salem	9.6%	\$31 - \$36
Staunton	7.8%	\$25 - \$29
Grand Total		~\$325 - \$375

Application Summary

SMART SCALE Request by Program (billions)



Applications by VTrans Need Category



Validation and Screening

- Office of Intermodal Planning and Investment screening all applications to determine whether solution meets a VTrans need
- VDOT/DRPT staff validating information provided in applications
 - 10% of applications will be reviewed twice to ensure statewide consistency
- Process is substantially complete

Moving Forward

- **October**
 - Released list of submitted projects
 - Discussed CTB option to submit up to 2 projects
 - Route 460 Corridor Improvements discussed
- **December**
 - Release list of projects that will be not be evaluated due to screening and validation
 - Vote on up to 2 CTB projects to evaluate, if necessary


Moving Forward

- **January**
 - Release project scores
 - Release base funding scenario
- **Base Funding Scenario**
 1. Fund top scoring projects in each district with DGP funds
 2. Fund top scoring projects not eligible for DGP funds with HPP funds
 3. Fund projects with the highest project benefits that meet the cost-effectiveness threshold with HPP funds

Application Tool

Welcome to SMART Portal

SMART SCALE 20




SMART SCALE *Funding the Right Transportation Projects in Virginia*

[More Info](#)

[View Applications](#)


Transportation Alternatives Set-Aside Program 103



[More Info](#)

[View Applications](#)


Revenue Sharing 241



[More Info](#)

[View Applications](#)


Bicycle and Pedestrian Safety Program (BPSP) 60



[More Info](#)

[View Applications](#)

Highway Safety Program (HSP) 117



[More Info](#)

[View Applications](#)

- » **Expanded SMART SCALE application portal to create a one-stop shop for VDOT funding programs**
- » **SMART Portal was very successful**
- » **More than 900 applications submitted**
 - **100 Transportation Alternatives**
 - **239 Revenue Sharing**
 - **53 Bike/Ped Safety**
 - **102 Highway Safety**
 - **436 SMART SCALE**

Six-Year Improvement Program Development

- Board requested staff to develop long-term policy for SYIP development in December 2015
- Programs under Board control in SYIP
 - State of Good Repair Program
 - District Grants Program
 - High Priority Projects Program
 - Revenue Sharing Program
 - Transportation Alternatives Program
 - Highway Safety Improvement Program

State of Good Repair Program

- Program funds annually
- Require projects added to SYIP to be fully funded
- Funds in later years of SYIP (years 3 through 6) will not be fully allocated to projects
 - Biennial update to distribution formula based on changes in asset condition
 - Flexibility to address changes in needs as required
- ~\$200-400M available annually

District Grant Program

High Priority Projects Program

- Program funds biennially
 - Amount available for award equal to funding anticipated to be available in fifth and sixth years of SYIP
- Round 2 of SMART SCALE represents initiation of 2-year cycle
- Round 3 of SMART SCALE will be a part of the FY20-25 SYIP update
- ~\$600-800M available each cycle

Revenue Sharing Program

Transportation Alternatives Program

- Program funds biennially
 - Amount available for award equal to funding anticipated to be available in first and second years of SYIP
- Start two-year cycle with FY18-23 update next year
- Transition to two-year cycle will allow local governments to adjust to change
- \$200M available each cycle for Revenue Sharing
- ~\$30M available each cycle for Transportation Alternatives